

Genealogy:

*Planting the Seed for
a Lifelong Interest....*


How to light that fire and
keep the flames going!



TABULA
RASA

Three paths to learning:

Auditory experiences



Visual experiences



Kinesthetic experiences



Above all,
make it
fun!!!!!!

*****Young child*****



.....start out with the immediate family

– Mom, Dad, brothers, sisters.

When ready, introduce grandparents.

Three Considerations:

***Attention span (age of child)**

***Ability to print**

***Familiarity with family members**

Auditory....Visual....Kinesthetic



4 years old



**Extend the concept of family...
uncles, aunts, cousins.**



Explain what aunts and uncles are.
Tell some family stories of various
members; have child add a story.




**Explain the difference
between a relative and a
close family friend,
e.g. “Aunt” Alice or “Uncle”
Freddy.**





Introduce the concept of a family tree, with immediate family being leaves on the tree. Age 6-7



6-7 years old

Bobby



Create a Game!



Game Ages 5-7

***Old-fashioned – Create a gameboard using a piece of cardboard and magic markers or graphics online to decorate your board.**

***Create the gameboard using AI (Gemini, Chat GPT, CoPilot.)**



Amazon
Walmart





**ASK
AI!!!**

Family Fun




Rules: Object: Throw a die and move the appropriate number of spaces. Be the first to get to the end. You must land there on an exact number. Answer a question when you land on a star. Move according to the directions. If you land on a ladder, go up or down to the opposite end. Two players may share a single space.



Suggested questions for star spaces:

- * What is the last name of a cousin that is different than yours. If you are successful, move ahead 1 space.**
- * Family Tradition! Describe a favorite holiday or birthday tradition your family does. Roll again and move ahead.**
- * Missing Link! If you know the name of at least one of your aunts or uncles who doesn't live nearby, move ahead 2 spaces. If not, stay put.**



**CoPilot
created
Monopoly
game**



Custom Monopoly Game Online

- *Create names for streets after towns or states in which relatives live(d).**
- *Chance cards... Ex: Name a toy your grandmother would have played with as a child. If you get it right, go forward 5 spaces. If not, go back to Go and do not collect \$200.**
- *Community Chest... Ex. Explain the difference between a parent and a grandparent. Receive \$100. Age 8-12**

MY FAMILY


Mom	Brother Alex	Free	Cousin Lawrence	Great- grandma
Free	Great- grandpa	Nana	Grandpa	Cousin Jennifer
Pop	Cousin Tom	Sister Mia	Aunt Mary	Uncle Fred
Free	Aunt Alice	Free	Uncle Jim	Free
Dad	Cousin Greg	Me!!!	Grandma	Sister Lisa

Make BINGO card(s) using the names of your family members.

*Canva

*Free online bingo card generators

*Note unconventional use of free spaces in this example.




Introduce the
concept of
generations.

Between 8-10 years of age there is a stage of cognitive development which allows for more logical thinking about concrete ideas such as life and death.

Begin by reviewing the concept of parents and grandparents, i.e., the parents of your parent. Extend it out...

OUR ROOTS RUN DEEP






CANVA
online
design tool



Create a more traditional family tree by naming the parents, grandparents, and great-grandparents. Relate stories about them as you name each member. Paste on photos. (AI)

Try ye
olde
sport
of...



Coloring!

Coloring pages

Use AI to
recreate
historical
scenes...



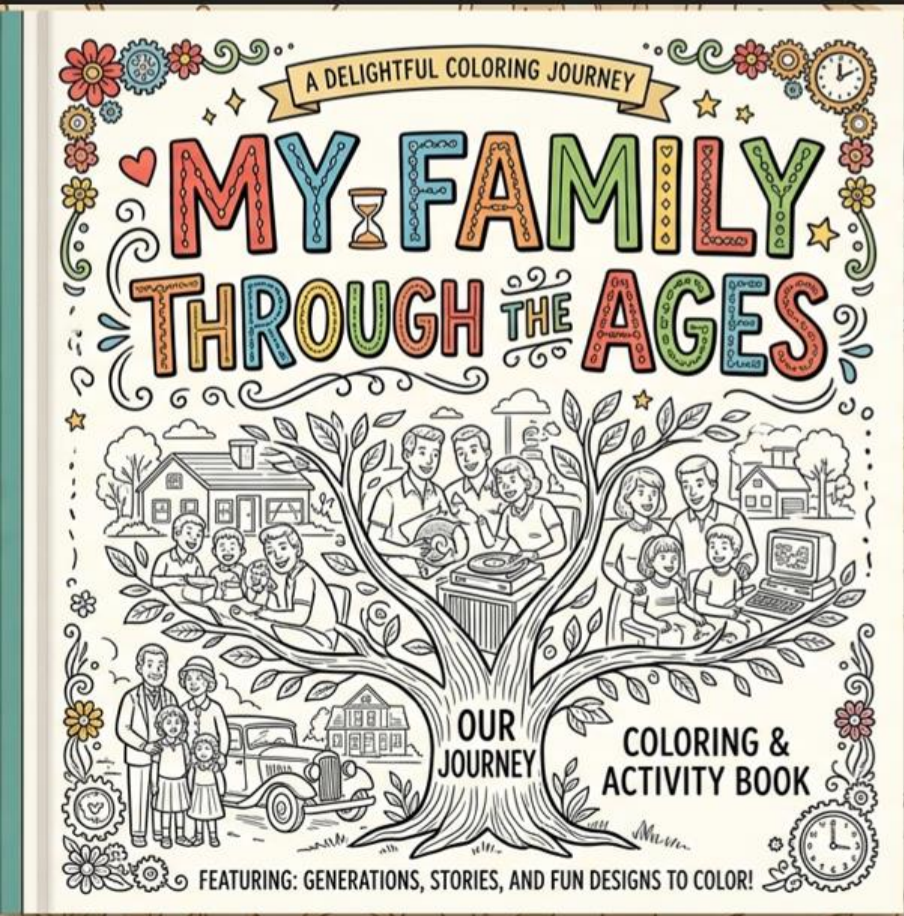
Use AI to change family photo to a coloring page





**Add
background
to an actual
photo**





*** Using AI, create a variety of coloring pages from different generations.**

*** Create a title page.**

*** Take the pages to Staples to be bound, or create a book with your grandchild with colored paper and brass paper fasteners (brads).**



Make history come alive!!!





Bring your ancestors to life by sharing heirlooms.





ELIZA BARKER
1872-1941

ELIZA BARKER

11-12 03-12
1941

NOTES



Cemetery Visit

- *Make sure the child is old enough to understand death and does not express fear about being in a cemetery.
- *Prepare the child by introducing the ancestors ahead of your visit.
- *Once there, explain how a cemetery is like a “town” with different families together in different areas.
- *Scan the area with your child. What types of tombstones or monuments do you see? Which ones look old or new? Are there flowers or ornaments? Encourage discussion.
- *Visit the graves of his/her family. Ages 10-14



John Page
1628-1692
6th great-grandfather





OLD TOMBS, ROSEWELL. 1897

Descendants
buried at Rosewell
plantation and
then removed to
Abingdon Episcopal
Church, Gloucester,
VA

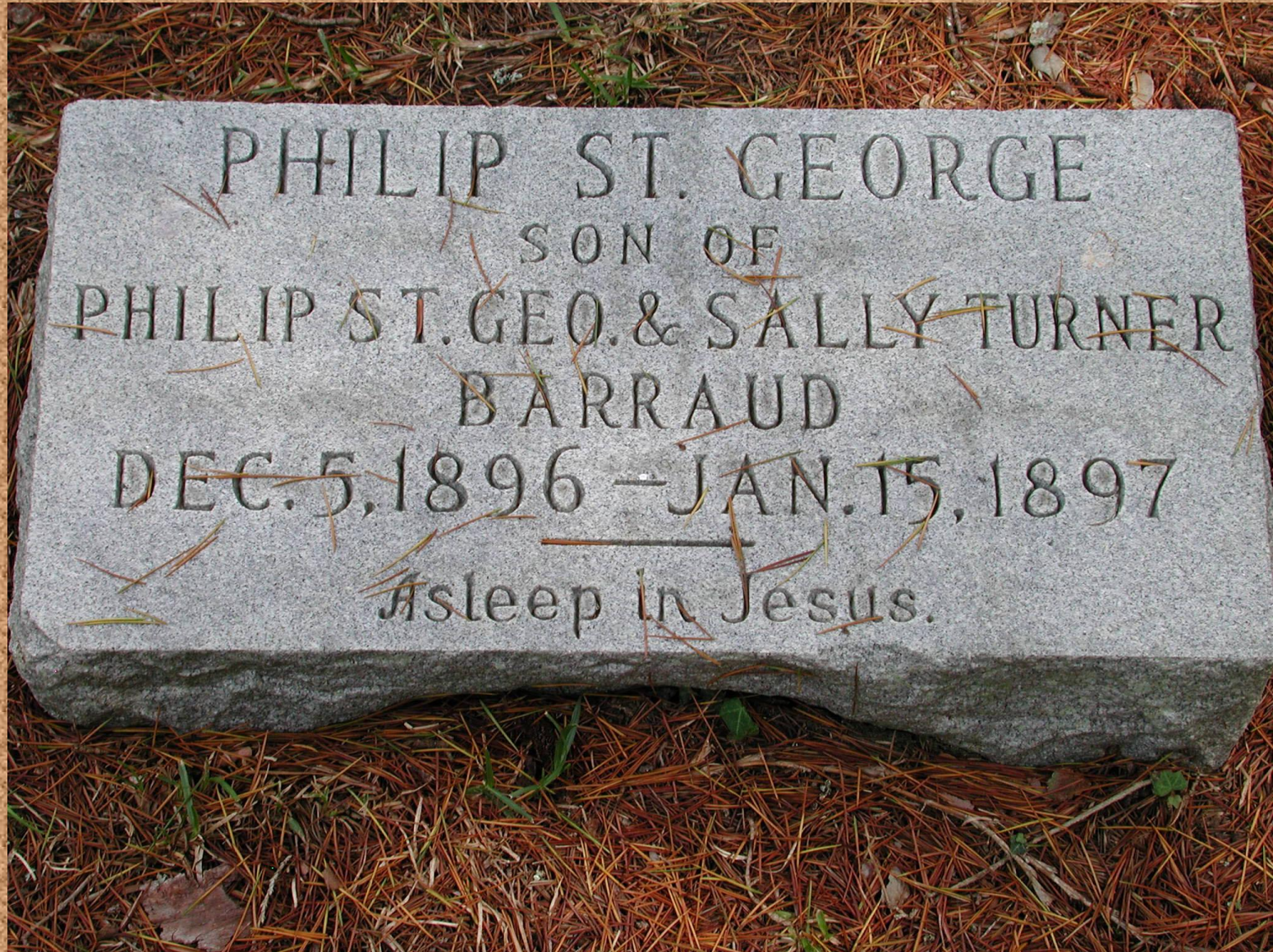


Bruton Parish Church,
Williamsburg, VA





What not to do.....



Share your genealogy notebooks or files.

***Ahead of time, make up a list of family genealogy “teasers.”**

***Let the child look through your records and encourage questions.**

***Bring out your list of teasers and help your child find the answers.**

Examples of teasers in my family:




***Who traveled to Hawaii to procure a coffee plantation, then helped form a commercial baseball league in Indianapolis?**

P Hubert Keller (1881-1903)



***Who was the aide-de-camp to Lafayette in the American Revolution and later served on the grand jury when Aaron Burr was tried for treason? Why was Burr tried for treason?**

N Carter Page (1758-1825)





**Create own notebook
beginning with child's family**



**Life memories from interviews with parents
and grandparents –
Child determines questions.**

***Look for newspaper articles about a family member to include in the child's notebook. www.newspaperfinder.com
www.loc.gov/collections/chronicling-america/about-this-collection**

March 1957



GIRL SCOUTS of Troop No. 28 putting the final touches to the buffet table before the dinner they presented to their mothers, in celebration of earning their cooking badges. From left to right: Barbara Jones reaching for something in the kitchen; Joan Leggett stacking the plates; Connie Constantine at the reaster; Julia Kincaid lighting the candles and Janice Gordon bringing in muffins. Other Troop members not in the picture: Gail Ferguson, Gwynn Wilcox, Linda Roundtree, Patricia Brinkley and Sally Smith.

27 October 1958

Feted On 12th Birthday
Mr. and Mrs. E. H. Brinkley Jr. entertained with a dance Saturday night at the Birdsong Recreation Center in honor of their daughter, Patricia Ann, twelfth birthday.
The serving table was decorated with a lace cloth, arrangements of mixed cut flowers and lighted candles.
Punch was served by Mrs. V. W. Rupp, Mrs. W. E. Cole and Mrs. B. L. Hardison Jr.
Dancing contest were won by Wayne Oliver, Ann Whitley, Dickie Holland, Sally Smith, Ruth May and Tommy Beale

23 December 1958

Welcome to Mrs. J. C. Brady, Mrs. Norfleet Smith, her daughter, and Lawrence and Sally Smith, Mrs. Brady's grandchildren, to their new home in Chuckatuck.

July 20, 1958



REIGNING CATS 'N' DOGS—“Poodle,” a blonde registered color animal, walked off Friday night with first place in the long-hair show. Her proud owner is Sally Smith, the daughter of Mrs. Norfleet Smith of 429 W. Washington St. In the photo on the right.





Advanced Exploration of Genealogy



1024 GREAT-GREAT-GREAT-GREAT-GREAT-GREAT-GREAT-GREAT-GREAT-GRANDPARENTS
 512 GREAT-GREAT-GREAT-GREAT-GREAT-GREAT-GREAT-GREAT-GRANDPARENTS
 256 GREAT-GREAT-GREAT-GREAT-GREAT-GREAT-GREAT-GRANDPARENT
 128 GREAT-GREAT-GREAT-GREAT-GREAT-GREAT-GRANDPARENTS
 64 GREAT-GREAT-GREAT-GREAT-GRANDPARENTS
 32 GREAT-GREAT-GREAT-GRANDPARENTS
 16 GREAT-GREAT-GRANDPARENTS
 8 GREAT-GRANDPARENTS
 4 GRANDPARENTS
 2 PARENTS
 SELF

In 20 generations, you
 have direct lineage to
 1,048,576 ancestors!!!



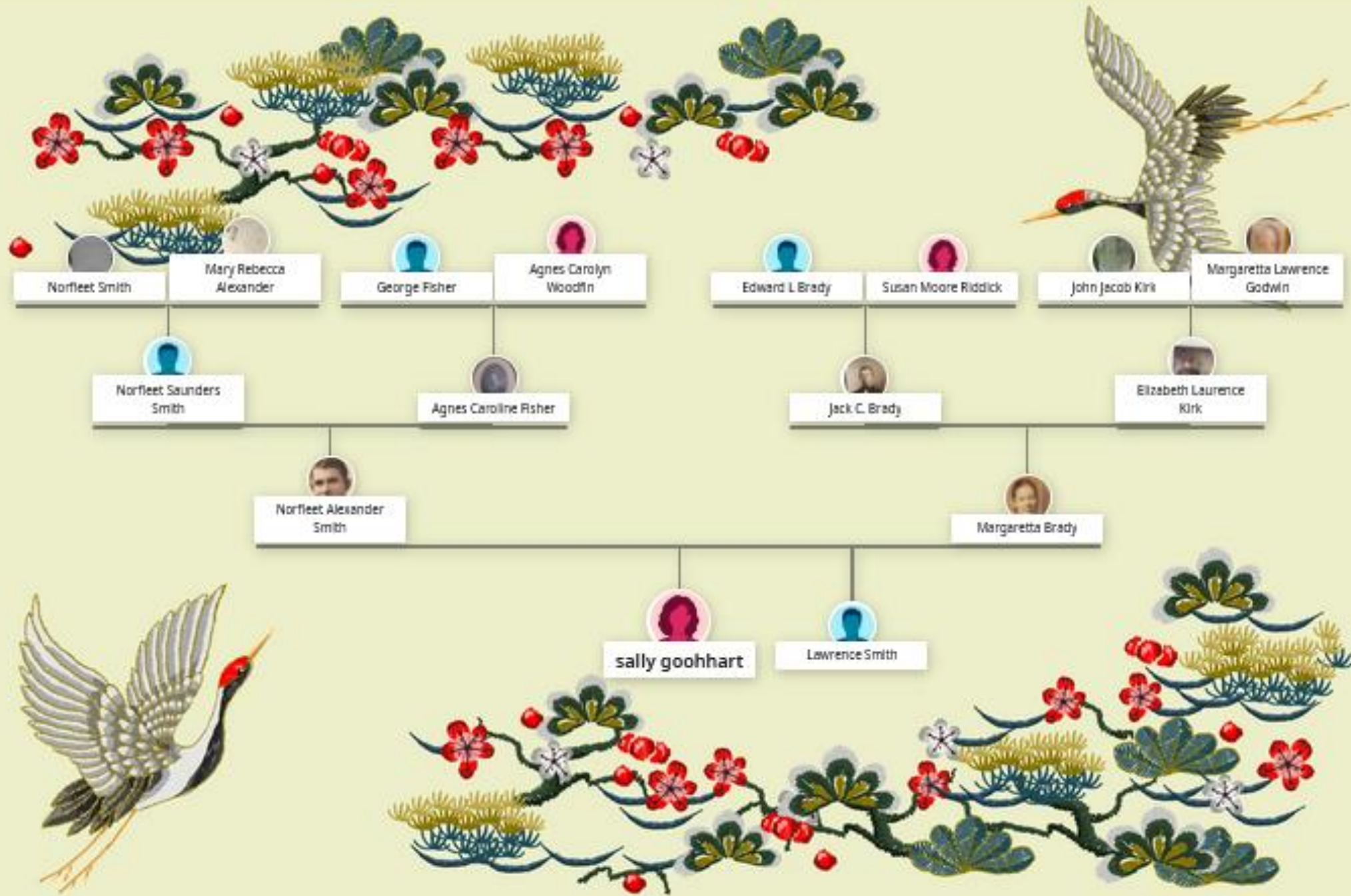
GenealogyFamilySearch.com

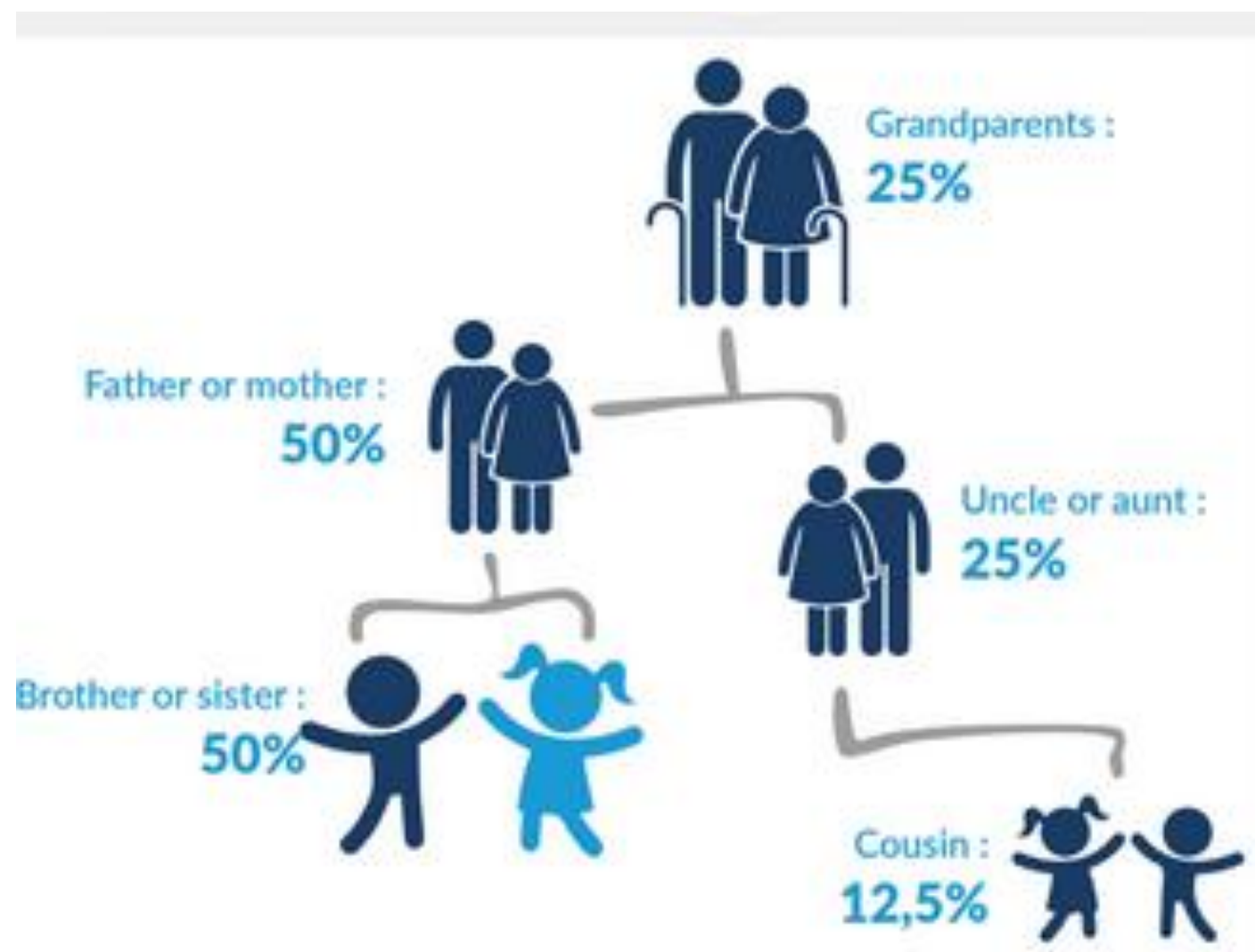

Discover Your Family History



Search Records

Build Your Family Tree





Ancestry.com
23andme.com

Comparison of my actual DNA per Ancestry:
Nephew – 21% shared DNA
1st Cousin – 12% shared DNA

Our family tree keeps
growing...



It needs to be
nutured!