


The Basics of a Genealogy Project

(what to know (or wish we'd known) upon embarking)

Peg Myrbach
October 19, 2021





5-10 minutes max

share a find

a website

an app

a photo

an experience

a need

a brick wall

oral

slide show



VIVID-PIX™

HOME SOFTWARE ▾ SOLUTIONS ▾ EDUCATION ▾ GALLERY ▾ NEWS SUPPORT ▾



VIVID-PIX™ RESTORE

Imaging Software

 FREE TRIAL  FREE TRIAL

 BUY NOW  BUY NOW

(Only \$49.99)



Select An Image To Start

Select An Image To Start

Original Image

Rotate/Tilt 0 90 180 270 360

Lightness

Contrast

Mode:

Fix:

Crop:

Reset Corrections

Sharpening Enabled

Processed Image

Red

Green

Blue

MAX Vividness

MIN

Custom Settings

Setting Name:

RESTORE

Output Folder:

VIVID

Output Suffix:

Vivid



RESTORE



Restore Options: **Faded Print or Slide**

Select the image with the best lightness and contrast



Cancel

RESTORE



Original

Processed

Both



Original Image

Processed Image

Rotate/Tilt

Lightness

Contrast

Mode: Color

Fix: Faded Print or Slide

Crop: Free Form

Reset Corrections

Sharpening Enabled

Red

Green

Blue

Custom Settings

Setting Name:

<Calculated From 9-Up Image>

Output Folder:

VIVID

Output Suffix:

Vivid



RESTORE

Select Image

Skip One Image

Skip All Images

View/Edit Metadata

Preferences...

Zoom/Transcribe

Original

Processed

Both



Original Image

Processed Image

Rotate/Tilt

0 90 180 270 360

Lightness

Contrast

Mode: Color

Fix: Faded Print or Slide

Crop: Free Form

Reset Corrections

Sharpening Enabled

Red

Green

Blue

MAX Vividness

MIN

Custom Settings

Setting Name:

Calculated From B-I to Images

Output Folder:

VIVID

Output Suffix:

Vivid

original



Restore




original



Restore



Photoshop Elements





ORIGINAL

RESTORE



Free
Vivid-Pix.com



Name of Ship _____, Date _____
Steamship Line, **WHITE STAR**

Port of Embarkation	NAMES OF PASSENGERS. <small>(Passengers holding Contract Tickets as Passage Passengers should be entered first, and a space left between them and the other Passengers.)</small>	Adults	Children



RESTORE



Name of Ship "Gedric", Date _____
Steamship Line, **WHITE STAR**

Port of Embarkation, <i>Liverpool</i>	NAMES OF PASSENGERS. <small>(Passengers holding Contract Tickets as Passage Passengers should be entered first, and a space left between them and the other Passengers.)</small>	Adults	Children
Contract Ticket Number: <i>51648</i>	<i>Albat Bell</i>	<i>1</i>	
	<i>Clara</i>		<i>1</i>







William Allen
 Capt. Little
 Julia Louisa
 Paul Little
 Charles Henry
 Amelia Maria
 Deborah Newton

Special Order of the Court

The State of Newton and Essex (County)

Restore Options: **Faded Print or Slide**

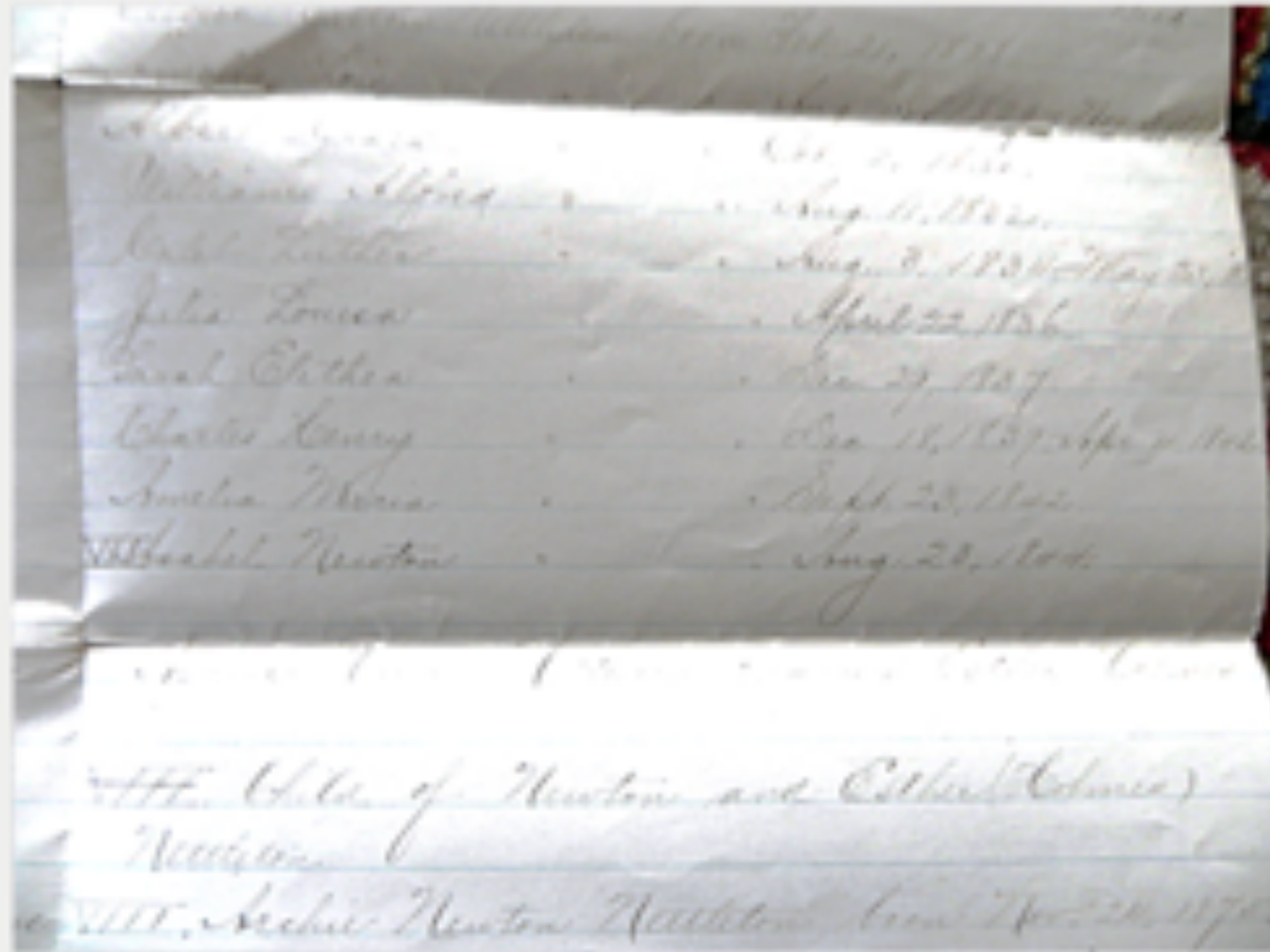
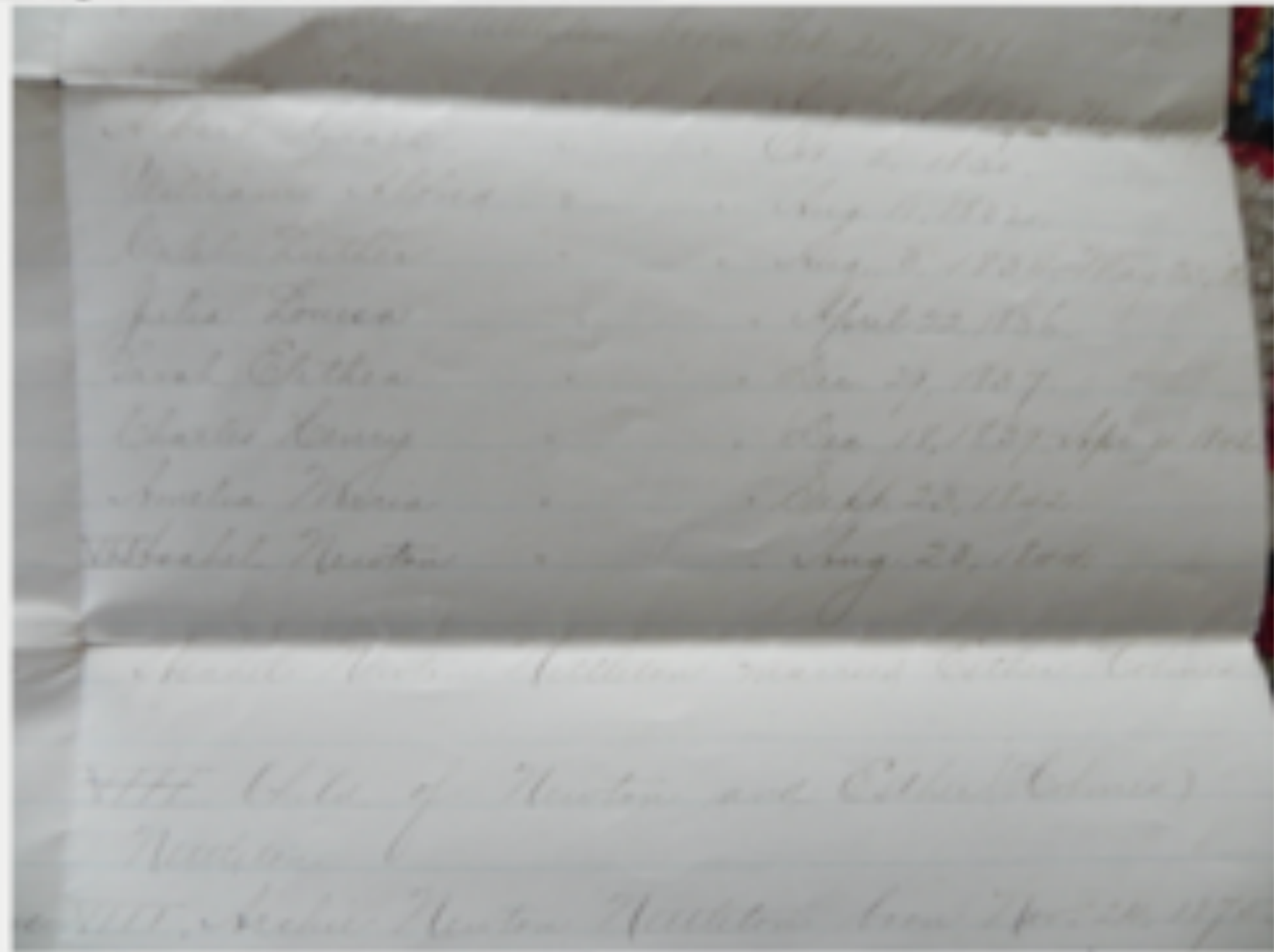
Select the image with the best lightness and contrast



Original

Processed

Both



Original Image

Processed Image

Rotate/Tilt

0 90 180 270 360

Mode: Color

Red

MAX Vividness

Lightness

Fix: Faded Print or Slide

Green

Contrast

Crop: Free Form

Blue

MIN

Reset Corrections

Sharpening Enabled

Custom Settings

Setting Name:

<Calculated From 9-Up Image>

Save

Delete

Output Folder:

VIVID

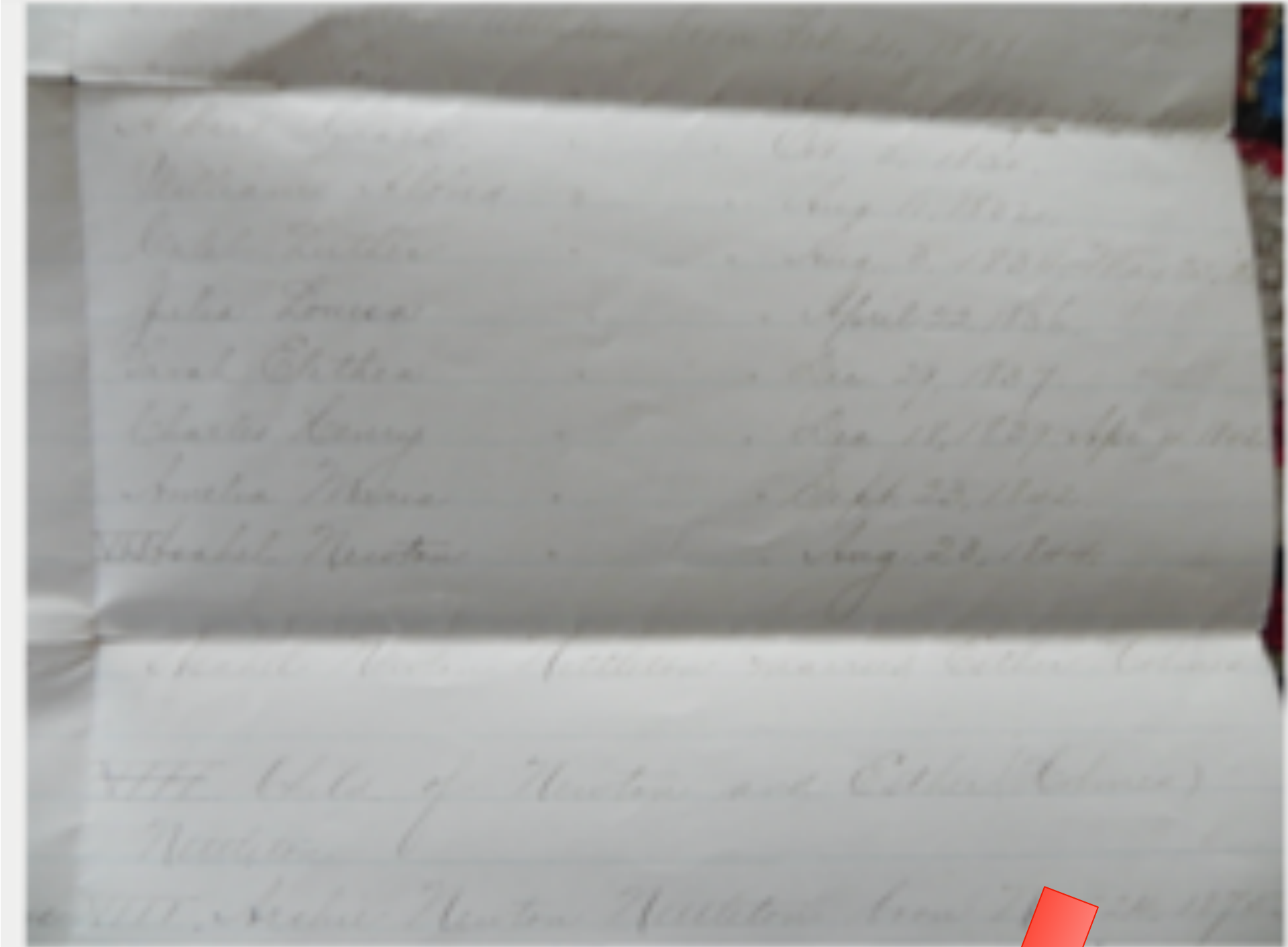
Output Suffix:

Vivid



Save Vivid-Pix





Original Image Processed Image

Rotate/Tilt 0 90 180 270 360

Lightness

Contrast

Mode:

Fix:

Crop:


Reset Corrections

Red

Green

Blue

MIN



William's Alpines
Cath. Luther
Julia Louisa
Aug. 11, 1832
Aug. 8, 1834 - May 30, 1835
April 22, 1836
Dec. 27, 1837
Dec. 18, 1839 - Apr. 1, 1840
Sept. 23, 1842
Aug. 20, 1844

William's Alpines
Cath. Luther
Julia Louisa
Aug. 11, 1832
Aug. 8, 1834 - May 30, 1835
April 22, 1836
Dec. 27, 1837
Dec. 18, 1839 - Apr. 1, 1840
Sept. 23, 1842
Aug. 20, 1844

Newton and Esther (Adams)
Newton born Nov. 24, 1817




May God Bless
you & your journey
Good Bye
aff. Father,

March 20/1870

8.59 sent in the fare to
Chickadee Bay

Restore Options: Faded Print or Slide

Select the image with the best lightness and contrast



Cancel

Original

Processed

Both



Original Image

Processed Image

Rotate/Tilt slider (0 to 360 degrees)

Mode: Color

Lightness slider

Fix: Faded Print or Slide


Contrast slider

Adjusts Picture-Fix for lightness and darkness of the corrected image.

Crop: Free Form

Sharpening Enabled

Color sliders for Red, Green, and Blue, with a Vividness slider on the right.



Custom Settings

Setting Name:

<Calculated From 9-Up Image>

Save

Delete

Output Folder:

VIVID

Output Suffix:

Vivid



Save Vivid-Pix



RESTORE



Original

Processed

Both



Original Image

Processed Image

Rotate/Tilt 0 90 180 270 360

Lightness

Contrast

Mode:

Fix:

Crop:

Red

Green

Blue

Adjusts Picture-... for the magenta/green balance of the d... ted image.

MAX Vividness

MIN



Custom Settings

Setting Name:

Output Folder:

Output Suffix:

May God Bless
you + sons your journey
Good Bye
aff Father,

March 20/1870

8.59 round fare to
Nebraska City

8.59 ?? and fare to
Nebraska City or
for ??

May God Bless
you + sons your journey
Good Bye
aff Father,

March 20/1870

8.59 round fare to
Nebraska City

I will be available

to demonstrate

or


answer questions

at the end of the meeting

The Basics of a Genealogy Project

(what to know (or wish we'd known) upon embarking)

Peg Myrbach
October 19, 2021



Brick Wall?
Something's Not Right?

Retrace Carefully

The biggest lie I tell myself is...

**"I don't have to write that down,
I'll remember it."**

Select Your Desktop Genealogy Software

SUBSCRIBE NOW

familytree

My Account



How to Pick the Best Software for Your Genealogy Goals

By Lauren Gamber



Get Your Free Essential Genealogy Research Forms

Sign up for the Family Tree Newsletter and receive 10 research forms as a special thank you!

DOWNLOAD 10 ESSENTIAL
GENEALOGY RESEARCH FORMS

Recent Posts

[A Genealogist's Guide to Birth Records](#)



Genealogy and
FamilyTree

APPLE (Mac iPad iPhone) ONLY



Reunion

13



FREE

Mac ONLY



Begin With Yourself

Find the Vital Records

Birth Certificate

This is to Certify that



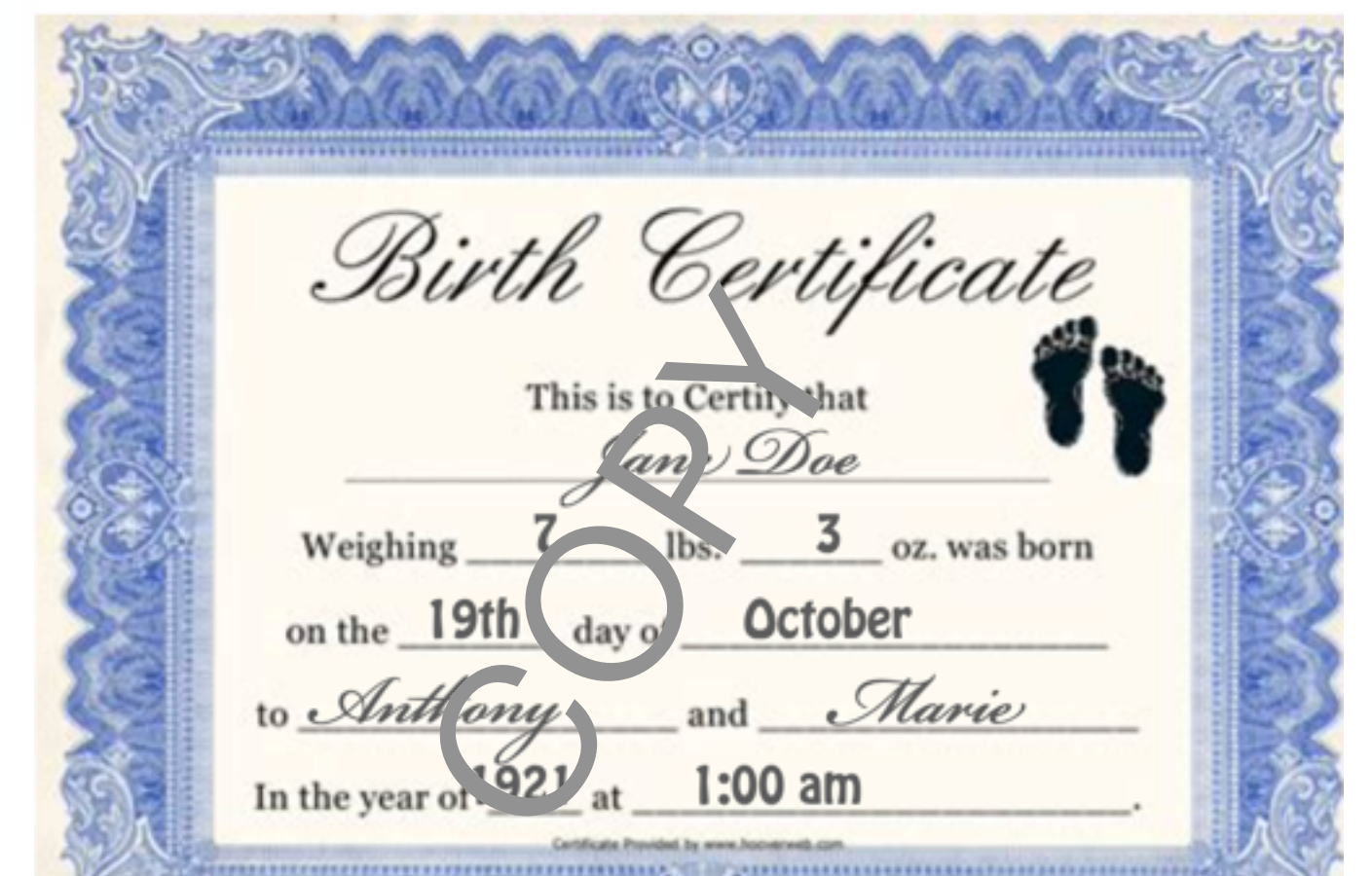
Jane Doe

Weighing **7** lbs. **3** oz. was born

on the **19th** day of **October**

to *Anthony* and *Marie*

In the year of **1921** at **1:00 am**



Store in a Folder for Yourself



and Parents, Grandparents, etc





CONTACT



Enter Data into Your Genealogy Program

Enter Data into Your Genealogy Program

And/or Handout Charts

FAMILY GROUP SHEET

Husband's Code
Wife's Code

HUSBAND'S NAME _____

Date of Birth _____ Place _____

Date of Death _____ Place _____

Present Address (or) Place of Burial _____

His Father _____ His Mother's Maiden Name _____

Date of Marriage of HUSBAND and WIFE on this sheet _____ Place _____

Check here if there was another marriage: By husband By wife Was this couple divorced? Yes No When? _____

WIFE'S MAIDEN NAME _____ (Use separate sheet for each marriage)

Date of Birth _____ Place _____

Date of Death _____ Place _____

Present Address (or) Place of Burial _____

Her Father _____ Her Mother's Maiden Name _____

Items of interest about the above couple (occupations, hobbies, achievements, social, civil, and political activities, physical descriptions—include photos if possible, military service, cause of death)

Use reverse side for additional information

Name family sheet	CHILDREN (Arrange in order of birth)	Code	Birth Information	Death Information	Marriage Information
1		○	_____ _____ _____	_____ _____ _____	_____ _____ _____
2		○	_____ _____ _____	_____ _____ _____	_____ _____ _____
3		○	_____ _____ _____	_____ _____ _____	_____ _____ _____
4		○	_____ _____ _____	_____ _____ _____	_____ _____ _____
5		○	_____ _____ _____	_____ _____ _____	_____ _____ _____

Check here if there are additional children

Footnoting. To substantiate the information reported on this page, please use the footnotes listed below. One of these numbers should be placed in the circle provided next to each answer on the questionnaire. If you got the information from a source not listed, place that source on a vacant line and use the number next to which it has been placed as your footnote number.

Use ① only if you have filled in the blank from personal knowledge (such as the name of your brother). If you must look up his marriage date, give as the source whenever you looked it up. If you asked him, give his name as the source.

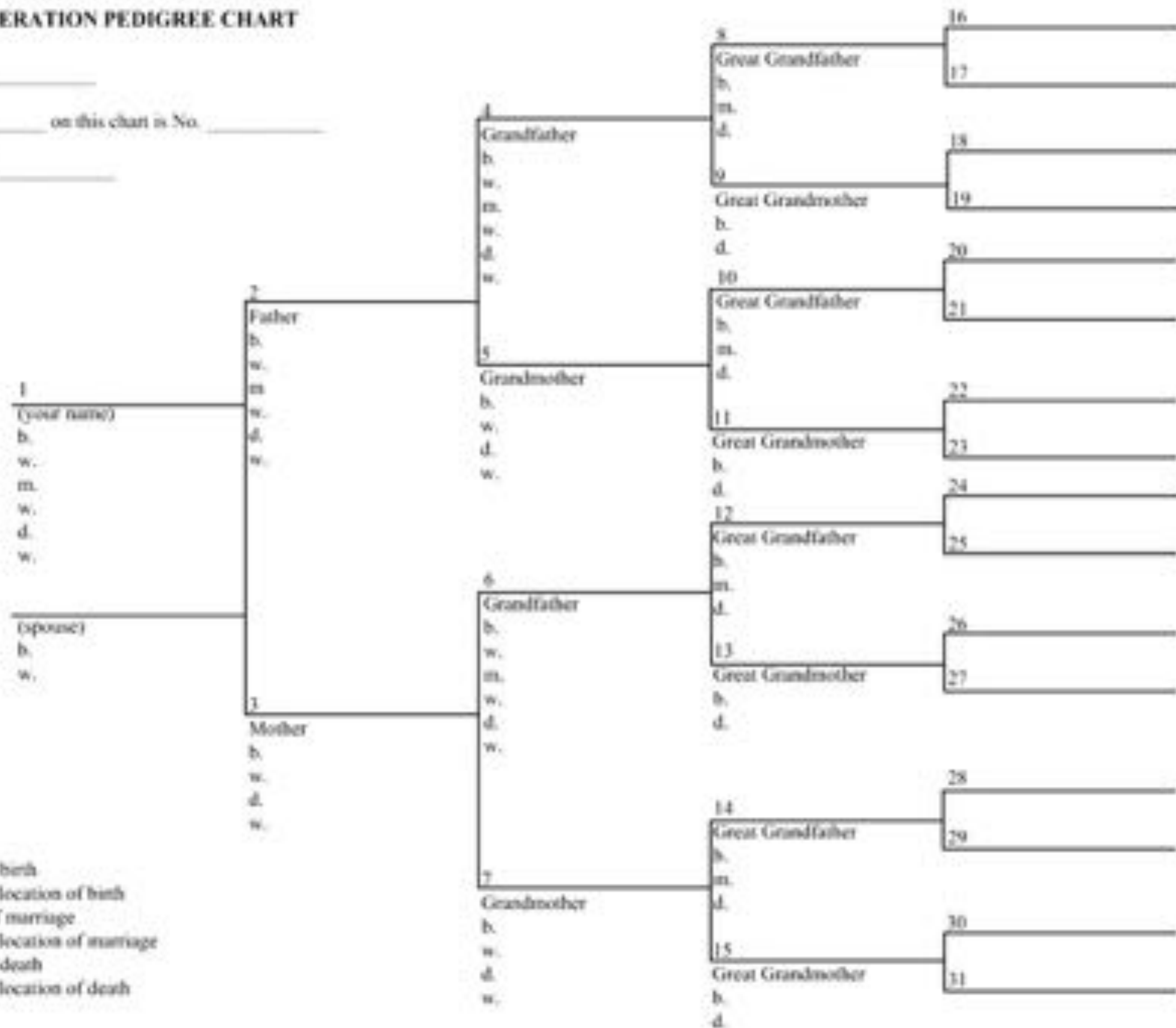
- ① Name and address of person filling in this sheet. Date _____
- ② _____
- ③ _____
- ④ _____
- ⑤ _____
- ⑥ _____
- ⑦ _____
- ⑧ _____

FIVE GENERATION PEDIGREE CHART

Chart No. _____

No. _____ on this chart is No. _____

on chart No. _____



b = date of birth
w = where location of birth
m = date of marriage
w = where location of marriage
d = date of death
w = where location of death

CITE YOUR SOURCES

Book: author, title, date, page; where, when

Person: who, when, circumstance

Certificate: source (Church, government, etc.) date, contact; where found, when

Internet: site, date, posted by

Magazine: title, date, article, author, page; where found, when

Newspaper: title, date, article title, author, page; where found, when

Select an Online Tree Site



Online Tree or Genealogy Software? Deciding Where to Keep Your Data

By Rick Crume



Genealogy researchers need tools for recording names, dates, places, relationships, sources, family stories and photos. You might want to mine records and family trees on genealogy websites, and share your family history online. In the past, the most robust option for these tasks was traditional desktop software. Sure, online trees were great for finding cousins and getting record hints, but software offered the best tools for recording information on your ancestors, documenting sources, and creating charts.

Get Your Free Essential Genealogy Research Forms

Sign up for the Family Tree Newsletter and receive 10 research forms as a special thank you!

DOWNLOAD 10 ESSENTIAL
GENEALOGY RESEARCH FORMS

Recent Posts

A Genealogist's Guide to Birth Records



Genealogy and Spirituality — An Interview with Author Lori Erickson: Episode 153



How to Find and Understand Catholic Church Records in Mexico

Many Records Are Transcribed

Try to Use Original Sources

Keep Research Notes/Log



FOCUS

Family Legacy

How Far ?

First Immigrant Ancestor

“Lost” Relative

Health Issue

Adopted or Orphaned?

Family Military History

Published Memoir

DAR, SAR, Mayflower, etc. Membership

Other

Famous Ancestor

Don't Include Step Ancestors

John Jones — Mary Alden — (John Harlow)

Tommy Jones (Harlow)

QUESTIONS

COMMENTS

EXPERIENCES